



**KING COUNTY FIRE DISTRICT NO. 16**  
**18030 - 73RD AVENUE NE**  
**KENMORE, WA 98028**

BUSINESS (425) 486-2784

FAX (425) 483-6598

EMERGENCY 9-1-1

### EXTERIOR

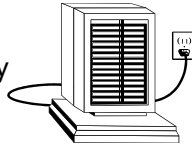
- Make house numbers visible from the street
- Trim trees away from the chimney
- Trim trees or brush away from outside electrical wires



For more information, contact  
PSE at [www.pse.com](http://www.pse.com) or 888-225-5773  
Seattle City Light [www.seattle.gov/light/](http://www.seattle.gov/light/) or 206-684-3000


### HEATING EQUIPMENT & FIREPLACE

- Keep space heaters at least 3 feet away from all combustibles
- Replace furnace filters twice a year
- Clean lint from behind clothes dryer
- Install a spark screen in front of the fireplace
- Have chimney inspected and cleaned annually
- Install a spark arrester on chimney
- Dispose of ashes in metal containers
- Keep newspapers and other combustibles away from water heater



### ELECTRICAL

- Avoid overloading electrical circuits
- Inspect electrical cords and appliances for damage
- Do not tack cords to the wall or run them under rugs
- Maintain air space around electrical equipment
- Install additional outlets by a qualified electrician to avoid using cube taps and extension cords
- If you must use extension cords, use only the kind that have a built-in circuit breaker



### FLAMMABLE LIQUIDS & HAZARDOUS MATERIALS

- Limit the amount of chemicals stored
- Dispose of and recycle household hazardous materials properly (see below)
- Store hazardous materials in proper containers with tight-fitting lids and correct labels
- Store hazardous materials away from heat sources
- Allow proper ventilation when using hazardous materials
- Put oily rags in metal containers with tight-fitting lids, not in a pile where they can spontaneously ignite.



For more information, contact

King County Household Hazardous Waste Program at  
[www.govlink.org/hazwaste/house](http://www.govlink.org/hazwaste/house) or 206-296-4692

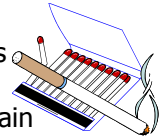
### COOKING

- Never leave cooking unattended
- Cuff sleeves and turn pot handles in when cooking to avoid burn injuries
- Never store combustibles in oven or on top of stove
- Move barbeque away from the house
- Dispose of coals/ashes in metal containers



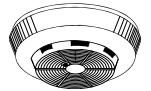
### SMOKING MATERIALS & CANDLES

- Do not leave burning cigarettes or candles unattended
- Use ashtrays with center supports to contain cigarettes
- Empty ashtrays into noncombustible containers
- Never smoke in bed
- Place candles in noncombustible, sturdy holders
- Keep matches and lighters out of reach of children




### SMOKE ALARMS

- Install smoke alarms inside and outside every sleeping area and on every level of your home
- Test smoke alarms once a month HINT: use a broom handle to reach & push test button
- Replace smoke alarm batteries every year HINT: use Daylight Savings Time as a reminder
- Replace smoke alarm units every 10 years



### FIRE EXTINGUISHERS

- Purchase a multi-purpose (ABC) extinguisher
- Teach your family how to use a fire extinguisher (Use P.A.S.S.: Pull the pin, Aim, Squeeze and Sweep)
- Inspect extinguishers annually



### EXIT DRILLS IN THE HOME (E.D.I.T.H.)

- Develop a home escape plan that includes:

- Crawling low under smoke
- Two exits out of every room
- A meeting place outside

- Teach family members how to:

- Dial 9-1-1 for emergencies
- Stop, Drop and Roll if clothes catch fire

- Conduct family fire drills at least twice a year

- Teach babysitters what to do in an emergency

